



## LINKING RESPECT IN SPORT – PARENT TO HOCKEY CANADA PROFILE INSTRUCTIONS

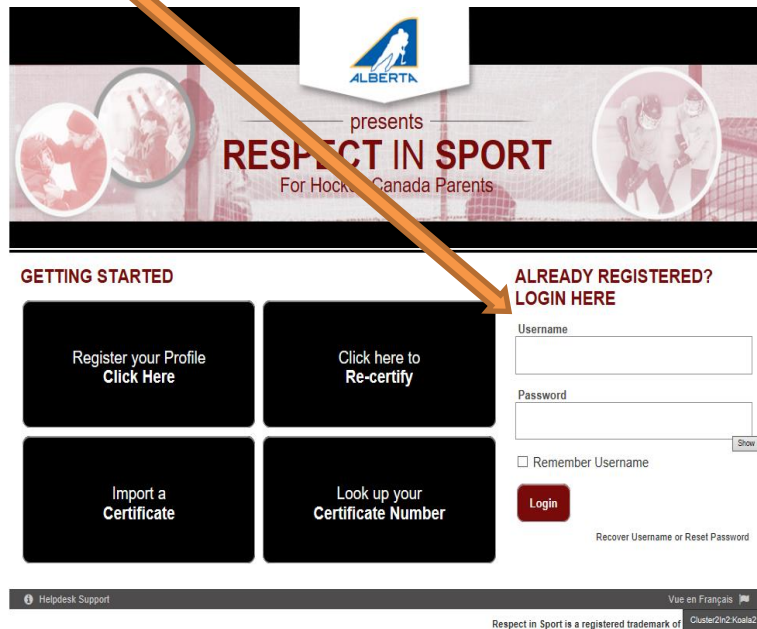
*Please print this information for your reference*

This document is intended to assist you with any questions that you may have regarding linking a Respect In Sport – Parent Certificate to your player’s Hockey Canada Profile:

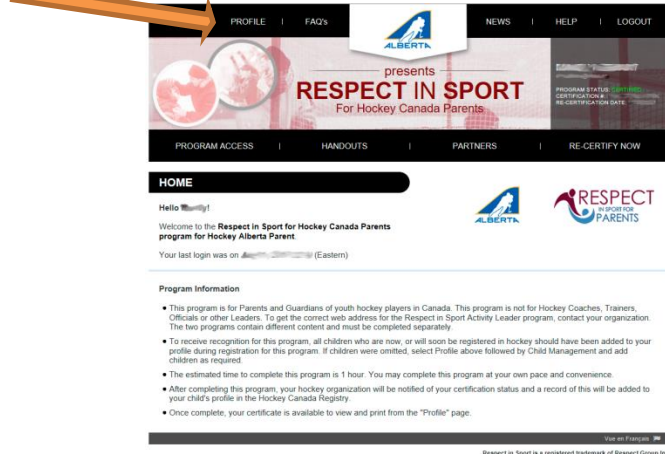
1. Go to the [Respect In Sport – Parent](#)
2. Select your language preference



3. Login to your Respect in Sport Account



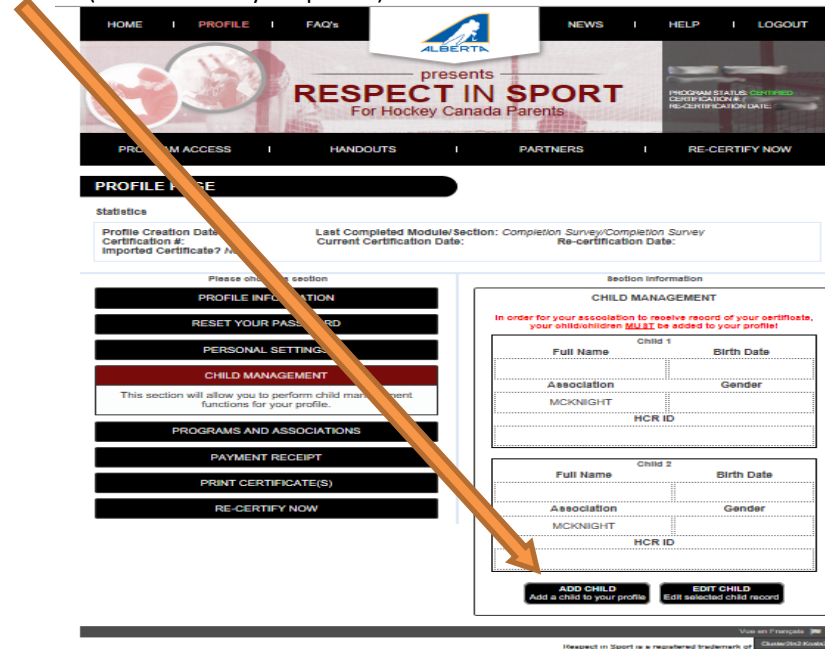
4. Click on Profile:



5. Click on Child Management:

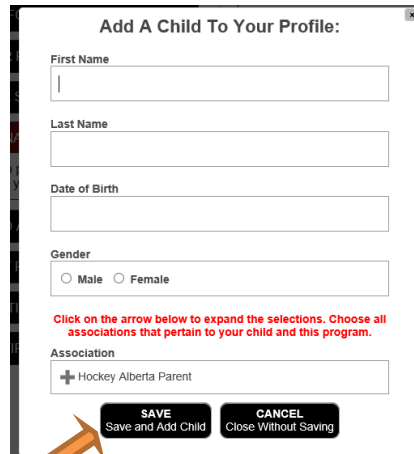


6. Click on Add Child (Add a child to your profile):



7. Enter Child's Information:

1. Enter child's First Name
2. Enter child's Last Name
3. Enter child's Date of Birth
4. Enter child's Gender
5. Enter the Association  
(Choose "McKnight" as your association)



Once you have entered the required information click Save (Save and Add Child) to complete.